

# Speaking/Listening

“Every good conversation starts with good listening.”

-Mike Arauz

## 選對會話聽力教材 讓溝通力贏在起跑點

# 英語溝通力首重英聽力


# 嚴選情境式學習素材，結合語音及語調訓練，打造適切溝通力

# 多面向聽力技巧練習，全方位訓練精聽、泛聽等必備能力，讓學生聽對重點



### 亮點會話聽力教材

	CEFR				
	PreA1	A1	A2	B1	B2
Build & Grow Listening Series		◆	◆		
Listening Seed		◆			
Listening Season			◆		
Everyone, Speak! Series		◆	◆		
Everyone, Speak! Kids		◆			
Everyone, Speak! Beginner		◆			
Everyone, Speak!			◆		
Listening Cue			◆	◆	
Listening Stage Series		◆	◆		
Listening Stage Starter		◆			
Listening Stage		◆	◆		
Oxford Skills World: Listening with Speaking		◆	◆	◆	
Say It! (2/E)		◆	◆		
Simply Listening		◆	◆		



For students

Student Book + Workbook

For teachers

Teacher's Pack (for all levels)

Classroom Presentation Tool



學生網站



教師網站

# Oxford Skills World: Listening with Speaking

A1~B1 ▶ Sarah Jane Lewis-Mantzaris et al. ▶ Oxford University Press



More Info

Online

IWB

## 告別傳統聽說模式 走一趟聽覺冒險之旅！

- ❖ 一套同時培養聽力與口說能力的教材。每單元透過兩個可愛角色 Olly 與 Molly 的提示，引導學生逐步完成聽力與口說目標，建立重要的聽力技巧與口說能力。
- ❖ 全系列共六冊，每冊六個主題，共 12 個單元。每個主題包含兩個聽力單元、一個複習單元與一個口說單元。
- ❖ 每單元主要的聽力故事，皆以是非題、選擇題及圖表題等多種題型呈現，訓練學生對聽力內容不同層次的細節理解，並培養學生對聽力關鍵字的掌握能力。
- ❖ 單元主題多元且貼近日常生活，每單元皆列出課程目標，包含聽力技巧與口說情境，鼓勵學生開口說英語。
- ❖ 可與閱讀教材 *Reading with Writing* 一同搭配 Oxford 的主教材。每個章節皆可獨立使用，與課程完美銜接，全方位加強聽說讀寫的技能。
- ❖ 學生網站含課程音檔、圖表學習單、單字學習單；教師網站另有課程大綱、解答、錄音稿、單字表及教師專業發展影片。

**TOPIC 5**  
**One Day Around the World**  
SOCIAL STUDIES

**MY GOALS**

**UNIT 9**  
• Listen to the video call  
• It's Early!  
• Listen for times

**UNIT 10**  
• Listen to the story  
• A Great Day  
• Listen for sequence

**SPEAK**  
• Make an appointment


**FUN FACT**  
Listen  
What's the Time?

**A** Look at the picture. What do you see?  
1. What can you see on the clock?  
2. Do you have a big clock in your city? Where is it?

**B** Listen to the Fun Fact. Then answer the questions.  
1. What does the World Clock show?  
2. How do you check the time in places around the world?

**Think, Pair, Share**  
How do you tell the time?

以跨頁大圖帶出單元主題，搭配趣味事實的知識補充。



以新的一篇聽力內容引導，再次複習前兩個單元的聽力目標。

**UNITS 9 and 10**

**Remember!**  
Listen for times. What do they tell you? Listen for the sequence. Which words show the sequence?

**A** Listen to the story *It's Sunday!* What is it about? Choose the correct picture.  
103

**B** Which sentences show times? Choose ✓ or X.

**C** Which sentences show sequence? Choose ✓ or X.

**Listening Check**

**A** Listen to the story *It's Sunday!* What is it about? Choose the correct picture.  
103

**B** Which sentences show times? Choose ✓ or X.

1. Jae gets up at 6:30 a.m.	<input checked="" type="checkbox"/>	<input type="checkbox"/>
2. Jae eats breakfast in the morning.	<input checked="" type="checkbox"/>	<input type="checkbox"/>
3. Jae walks to school at 8:00 a.m.	<input checked="" type="checkbox"/>	<input type="checkbox"/>
4. Jae thinks it's a school day.	<input checked="" type="checkbox"/>	<input type="checkbox"/>

**C** Which sentences show sequence? Choose ✓ or X.

1. Jae is tired. He wants to sleep.	<input checked="" type="checkbox"/>	<input type="checkbox"/>
2. First, Jae gets up.	<input checked="" type="checkbox"/>	<input type="checkbox"/>
3. Next, Jae gets dressed.	<input checked="" type="checkbox"/>	<input type="checkbox"/>
4. Jae sees his friends at the park.	<input checked="" type="checkbox"/>	<input type="checkbox"/>

**D** Listen to *It's Sunday!* again. Choose the correct answer.  
104

- What time does Jae get up?  
a. 6:00 a.m.     b. 6:30 a.m.     c. 8:00 a.m.
- What does Jae do after he eats breakfast?  
a. walks to school     b. washes his face     c. gets dressed
- What does Jae do at 8:00 a.m.?  
a. talks to his mom     b. gets up     c. walks to school
- Where does Jae see his friends?  
a. at his house     b. at the park     c. at school
- What happens at the end of the story?  
a. Jae understands it's Sunday.      
b. Jae has a fun day at school.      
c. Jae plays with his friends.

**E** Listen to *It's Sunday!* again. Complete the sentences.  
105

The clock rings. It's 6:30 a.m. Jae is tired. He wants to sleep. It's a school day. What does Jae do in the (1) \_\_\_\_\_ morning? First, Jae gets up. Next, he (2) \_\_\_\_\_ and (3) \_\_\_\_\_. Then, he eats breakfast. "Hurry up, Jae! Don't be late," says Jae's mom. Jae (4) \_\_\_\_\_ at 8:00 a.m. He sees his friends at the park. Why aren't they at school? Oh, no! It's *not* a school day. It's Sunday!

# Everyone, Speak! Series

A1~A2 ▶ Build & Grow

## 三階段會話訓練專門書 培養小小英語演說家

- 聽力口說二合一教材。課程設計先訓練聽力及基本對話，再進階訓練看圖說故事及上台演說技巧。
- 本系列書封內頁所附 QR Code 含課程音檔。
- 豐富的教學資源，包括：教師手冊、課程規劃及解答等，供各級學校團訂用戶參考使用。



### Everyone, Speak! Kids

A1

For students

Student Book + Workbook + MP3 Download QR Code

- 初階會話訓練專書。以動聽的歌曲韻文、生動的插圖，融入創新的 Show and Tell 概念和手作活動，扎實訓練初學者會話能力。寒暑假短期課程適用。
- 全套共三冊，每冊 12 個單元，每單元四頁，每三個單元一次 Review。教學主題與一般兒童主教材一致，包括：打招呼、稱謂、數字、顏色、動物和地點等。
- 三步驟指導 Show and Tell 技巧：①學生先完成句子。②在可拆式的 Show and Tell 頁面上，貼上自行設計的圖片或故事內容後，學生邊演說邊展示。③同學們可試著詢問演講者 Tell Me More 上所提示的問題，提升全班的參與度。



### Everyone, Speak! Beginner

A1~A1+

For students

Student Book + Workbook + MP3 Download QR Code

- 全套共三冊，每冊 12 個單元。適合學習英語一年以上的學生，對話角色皆從經典童話故事中選出，例如：小木偶、灰姑娘、阿拉丁神燈等。
- 單元起始先做對話和單字替換練習。接續為四階段 Role-play 表演訓練：①先聽和練習對話。②選擇所要扮演的角色及要表演的內容。③看圖說故事。④學生可自行做單字替換，和同學表演屬於自己的獨特故事。



### Everyone, Speak!

A2

For students

Student Book + Workbook + MP3 Download QR Code

- 全套共三冊，每冊 12 個單元，每單元四頁，每兩個單元一個教學主題，皆為演講比賽常見的題目。適合學習英語二年以上的學習者。
- 每個教學主題下的第一個單元為對話練習，透過大量的會話訓練，讓學生熟練重點字彙和句型。第二個單元則是專注於演講技巧訓練，從單字、句型、短文聽寫、擬演講大綱到上台演說，完整指導上台演說的技巧。同時指點演講小訣竅：演講時眼睛要看著聽眾、結尾要說謝謝聽眾的聆聽等。

#### 角色扮演對話課程

**Role-play Presentation**

**Step 1 Listen to the conversation.**

- Listen and number.
- Listen again and answer.
  - 1) What's Drizella's address? It's \_\_\_\_\_
  - 2) What's Ella's nickname? It's \_\_\_\_\_

**Step 2 Plan your role-play with your partner.**

- Match the roles to your favorite characters.
 

Student	New Student
Like Dislike Like Dislike	Like Dislike Like Dislike
- Choose something to ask about.
- Choose something else to ask about.

**Presentation Workshop**

**Step 1** Present your favorite character. Answer the questions about your favorite character.

- Who is your favorite character?
  - My favorite character is \_\_\_\_\_
- What movie, book, or TV show is your favorite character in/on?
  - He/She's in/on a \_\_\_\_\_ called \_\_\_\_\_
- What is the character?
  - He/She's a(n) \_\_\_\_\_
- What does your favorite character look like? (Appearance)
  - He/She's \_\_\_\_\_ and has \_\_\_\_\_
- What is your favorite character like? (Personality)
  - He/She's \_\_\_\_\_
- What can your favorite character do? (Ability)
  - He/She can \_\_\_\_\_
- Why do you like your favorite character?
  - I like \_\_\_\_\_ because he/she \_\_\_\_\_

**Tip!** Try to change the end of the role-play.

#### 上台演說訓練課程

**Step 2** Write your presentation using your answers from page 44.

**My Favorite Character**

My favorite character is \_\_\_\_\_ He/She's in/on a \_\_\_\_\_ called \_\_\_\_\_ He/She's a(n) \_\_\_\_\_ and has \_\_\_\_\_ He/She's \_\_\_\_\_ He/She can \_\_\_\_\_ I like \_\_\_\_\_ because he/she \_\_\_\_\_

**Idea Box:**

- Write the character as: Spider-Man, Harry Potter, Naruto, Numbinho.
- What the character is: a magic, a young man, a boy wizard, a boy ninja.
- Appearance: pretty, cute, thin, big, short, fat, big blue eyes, wear glasses.
- Personality: energetic, fun, exciting, smart, caring, clever, friendly.
- Ability: can, drive, jump, roll around, transform into a big robot, climb a wall, dance well, do magic spells.

**Tip!** When you give a presentation, thank everyone for listening before you finish speaking.


**Presentation to others:** Each person in the group takes turns speaking. The others listen. Each listener should ask the speaker one question.

# Listening Stage Series

A1~A2 ▶ Build & Grow

Stage by Stage! 兩階段聽說訓練課程，扎實奠定聽力技巧及聽力理解!

- 每階段各三冊，每冊 12 個單元，書末附 Review Test 及 Speaking Activity 各三回。
- 書封 QR Code 為課本音檔網頁，書末附作業本及解答本（含錄音稿），方便教學使用。
- 團訂用戶享豐富教師資源：解答及錄音稿、MP3、單字表、教學進度表、各單元聽寫考題等。



For students  
Student Book + MP3  
Download QR Code

## Listening Stage Starter

A1

- 以生動插圖介紹實用對話，自然融入單元重點字彙及句型。
- Sound Time 環節介紹發音及聽力技巧。Level 1 引導學生認識易混淆語音，Level 2 開始進階至連音及語調練習。整合聽力技巧，同步提升實用的發音能力。

生活化單元主題，貼近學生真實經驗。



Listening Stage Starter Student Book 1



For students  
Student Book + MP3  
Download QR Code

## Listening Stage

A1~A2


- 適合已學過一年以上，已有一定基礎的學習者。
- 每單元以情境圖及簡短對話帶出學習重點，並透過 Practice Stage 熟悉重點字彙及句型。
- 每單元藉由三層次 Main Stage 訓練「簡短對話、長篇對話及短文聽解」聽解能力，幫助學生掌握主旨及理解細節。
- 單元末的 Wrap-Up Test 藉由多元題型增進英聽力及答題技巧。

Listening Stage Student Book 1



Let's Talk 鼓勵學生活用所學，自信開口說。

Sound Clip 環節釐清學生易混淆的語音。




For students  
Student Book + CD

## Say It! (2/E)

A1~A2 ▶ Tim Budden ▶ Caves Publishing

- ❖ 全套共四冊，每冊 12 個單元。
- ❖ 延伸對話單元提供情境、補充目標句型，螺旋式練習搭配多元活動，自然內化英語學習。
- ❖ 課程設計聽力練習，透過簡短會話訓練聽力理解。



For students  
Student Book + Caves  
WebSource

## Simply Listening


A1~A2 ▶ Sarah Lin ▶ Caves Publishing

- ❖ 全套共六冊，每冊八個單元。
- ❖ 適合搭配兒童主教材，每堂課可運用 10~15 分做練習。
- ❖ 強調四大基本聽力關鍵技巧，包含近音字、語調、重音和連音。
- ❖ 教用 PPT 供團訂用戶使用，請洽敦煌書局業務代表。

# Build & Grow Listening Series

A1~A2 ▶ Build & Grow

- 從日常生活口語對話出發，讓口說能力伴隨聽力訓練一起成長！
- 兩階段聽力系列教材。每階段分別有三冊，全系列共六冊，每冊 12 個單元。
- 書封 QR Code 為課本音檔網頁，書後附作業本一書、課程所有錄音稿及解答一冊，方便教學使用。



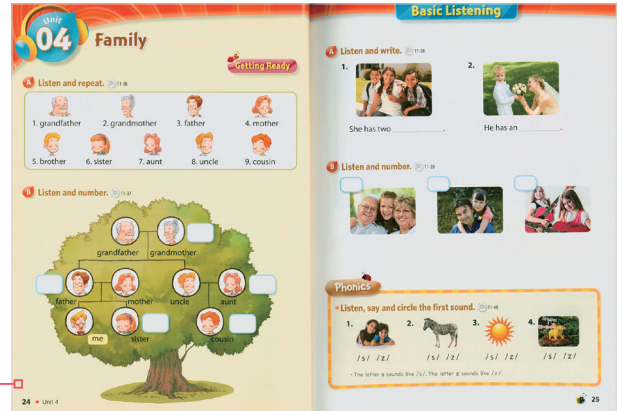
For students  
Student Book +  
Workbook + MP3  
Download QR Code

## Listening Seed


A1

- 專為初階學習者所設計的聽力教材。
- 課程主題皆與日常生活相關，架構簡明易教。單字、句型難易度約符合兒童主教材第一、二冊。
- 適合規劃作為寒暑假短期聽力會話班用書。

生活化主題結合聽力及口語活動，奠定英語會話能力。



Listening Seed Student Book 1




For students  
Student Book +  
Workbook + Scripts &  
Answer Key + MP3  
Download QR Code

## Listening Season

A2

- 適合已學過一年以上，有一定基礎的學習者。
- 每單元的聽力包含：真實生活對話、故事性的段落。
- fiction 和 non-fiction 的聽力內容分配平均，扎實建立學生英聽能力。
- 第二、三冊加入 Real-Life Listening，讓學生有機會聆聽真實生活情境的聽力內容。

fiction及non-fiction體裁聽力練習，配合多元活動，奠定會話基礎。



Listening Season Student Book 1

MultiROM



For students  
Student Book + Workbook +  
Hybrid CD

## Listening Cue

A2~B1 ▶ Kim Jung-Ah ▶ E\*Public

- ◆ 一套全方位聽力訓練專業教材，培養聽力流暢度並訓練英語聽力進階技巧。
- ◆ 全套共三冊，每冊 12 個單元。每六個單元有一份期中、期末測驗。
- ◆ 題型符合英檢出題方向，訓練學生從對話和段落聽力中選出正確答案，並強化分辨相似音及找出重音、音節的能力。
- ◆ 作業本每單元有兩頁聽寫練習，將課本內容以單字、短句及段落聽寫的方式呈現，可作總複習。