

Writing

“Reading is like breathing in, and writing is like breathing out.”

—Pam Allyn

選一套寫作教材 提升全班的溝通表達力

系統化發展邏輯分析及歸納思考力！

寫作課程能夠發展高層次的思考能力，如分析、綜合、評估與詮釋。透過寫作教材，讓學生有系統地掌握多重寫作策略，發展邏輯思考力。

讓每個學生找到自己的聲音、表達自己！

寫作教材提供豐富的模組範文，拓展多種表達自我的角度。

從小扎根寫作課程，會考學測迎刃而解！

無論是會考、學測或指考，大考重視的是語言能力的綜合應用與思考能力。寫作教材，就是讓這兩種能力在兒美階段扎根的最好管道。



寫作教材推薦

	CEFR				
	PreA1	A1	A2	B1	B2
Simply Talk & Write (2/E)		◆	◆		
W21-Writing for 21st Century Kids		◆	◆		
Write It! Series		◆	◆	◆	
Write It! Beginner		◆	◆		
Write It!			◆	◆	
Write It! Paragraph to Essay				◆	
Write Right Series		◆	◆	◆	
Write Right Beginner		◆	◆		
Write Right			◆	◆	
Write Right Paragraph to Essay				◆	
Writing Monster		◆	◆		
引導式英文寫作		◆	◆		


Write It! Series

Test
PPT

Build & Grow

讓這堂寫作課有意義！結合真實生活的寫作主題，讓學生寫出共鳴~

- 每套各三冊，每冊八至十單元。寫作主題及文體符合真實生活情境，文法進程可與主教材搭配。
- 學生課本附作業本，提供課後進行修改與定稿的練習機會。書封 QR Code 為課本音檔網頁。
- 豐富的教學資源：音檔、教師手冊（附課本解答）、範例教案、單字表、期中／期末測驗等，供各級學校團訂用戶參考使用，請洽敦煌書局業務代表。

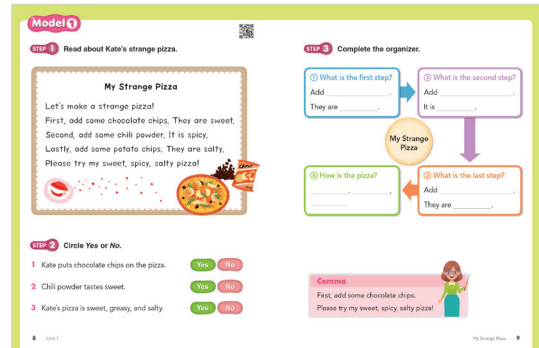


For students
Student Book +
Workbook + MP3
Download QR Code


Write It! Beginner

A1~A2

- 每單元八頁。步驟化的學習模式，讓初階學習者無痛學習英語寫作。
- 符合趨勢的寫作文體，包含食譜、部落格貼文、錄影腳本、信件、五感詩創作、公告、慰問卡片等等。
- 以九大步驟為初階學習者架起溝通表達的鷹架：認識主題、累積字彙、學習範文、分析範文、句構練習、構思、初稿擬定、同儕互評、修改定稿。



Write It! Beginner Student Book 2

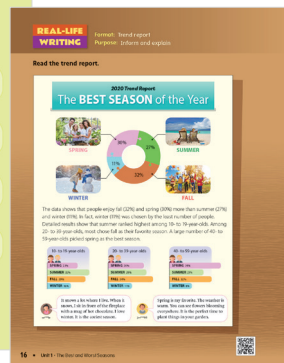


For students
Student Book +
Workbook + MP3
Download QR Code

Write It!

A2~B1

- 每單元十頁。步驟化的學習模式，結合 Graphic Organizer 培養學生資訊整合與分析能力，輕鬆養成邏輯思維腦。
- 結合真實生活的寫作文體，包含社群媒體貼文、網路購物商品撰文、趨勢調查、旅遊手冊、網路專欄建議回饋、新聞等等。
- 以九大步驟開展英語寫作鷹架：認識主題、累積字彙、學習範文、分析範文、句構練習、構思、初稿擬定、同儕互評、修改定稿。帶領學習者穩健發展寫作表達力。



Write It! Student Book 2





For students
Student Book +
Workbook + MP3
Download QR Code


Write It! Paragraph to Essay

B1

- 每單元八頁。以步驟化的學習模式拆解長篇段落寫作。
- 單元涵蓋進階文法重點，如假設語氣、虛主詞 it、關係子句等，發展進階寫作表達力。
- 涵蓋豐富的寫作重點與寫作技巧（如 Compare/Contrast、Cause & Effect 等）。
- 以十大步驟打造縝密邏輯的溝通表達鷹架：主題討論、首篇範文閱讀、句構練習、寫作技巧提點、第二篇範文閱讀與分析、腦力激盪、組織想法、擬定大綱、初稿擬定、修改定稿。



Write It! Paragraph to Essay Student Book 2



W21-Writing for 21st Century Kids

A1~A2 ▶ Michael E. A. Gough ▶ Caves Publishing

Online

Test

“訓練邏輯思考、寫作創意，並結合21世紀素養設計而成的寫作用書。”

For students
Student Book+ Caves
WebSource

- ◆ 一套為幫助兒童培養 21 世紀技能及寫作能力設計的寫作系列用書。本套書提供完整的寫作引導及句構練習，奠定扎實寫作基礎。
- ◆ 每冊各有四篇「Meet the Great Writer」介紹兒童文學作家，介紹著名作家的作品，並透過活動讓學習者嘗試多樣寫作模式。
- ◆ 全系列共三冊，每冊各有八個單元，每單元針對不同主題，配合該冊時態給予範文、相關字彙及重點文法，逐步引導學生進入寫作世界。
- ◆ 每冊最後附有四個「21st Century Writing Project」提供額外寫作活動，透過活動培養 4C 技能：communication、collaboration、creativity 和 critical thinking。
- ◆ 寫作的文章長度隨著冊數增加：第一冊現在式文章的字數為 40~50 字；第二冊過去式的字數為 60~70 字；第三冊未來式及完成式的字數為 80~90 字。
- ◆ 提供團訂用戶教師資源包含教師手冊、課本解答、單元小考。單字、寫作範文及「Meet the Great Writer」的聽力音檔，可至 Caves WebSource 免費聆聽使用。

透過圖畫及範文介紹字彙及文法句型。

Unit 7: An Email from My Friend

Let's Read

Look at the picture and read the text.

TOPIC
An Email from My Friend

INTRODUCTION
I received an email from Denis yesterday.

BODY
He has been living in Tokyo since he moved there last year. He has been studying Japanese there. He has been exchanging emails for many months. In his email, he told me that he likes Tokyo because it is a clean and modern city. He has been waiting for me to visit him. He said that I can stay with his family in their apartment. He also told me that he wants to take me to famous amusement parks and popular tourist spots.

CONCLUSION
It will be great to see Denis again!

Openers

1. Find email, clean, popular, tourist, and apartment in the picture and write them in the blanks.
2. Who do you like to write emails or letters to? Why? I like to write to _____ because _____.

每單元提供兩個重點文法句型，並協助學習者找出重點及關鍵字，強化邏輯思考力。

Mind Map

Fill in the blanks according to the text on the previous page and what you know.

Cities	Tokyo
What your friend thinks about the new place	clean
What your friend says about the new life	study Japanese

Fun Saying

"Long time no see!" is a common expression to say to someone that you have not seen for a long time.

Present Perfect Progressive

Use "have/has + V-ing" to talk about how long an action or a situation has lasted until the present.

I	have (not) been	singing songs	since 8 o'clock this morning
We	have (not) been	riding bikes	since they went out
You	have (not) been	watching TV	for two hours
He	has (not) been	living here	for many years
She	has (not) been	knowing	
It	has (not) been	knowing	

Practice A Fill in the blanks with the present perfect progressive and the given words.

1. I _____ (study) since 4 p.m.
2. The cat _____ (sleep) for five hours.
3. Chris _____ (not talk) since this afternoon.
4. Anne _____ (work) hard for two years.

Practice B Answer the questions with the present perfect progressive.

1. How long have you been reading? (two hours)
2. How is the weather today? (rain, this morning)
3. How long has Ed been playing basketball? (met his friends)

Pre-Writing

Answer the questions below.

Who did you receive an email from (yesterday)?
e.g. I received an email from Jack yesterday.

When has your friend been living in the new place?
e.g. He has been living in Kashiwang since he moved there last week.

What has your friend been doing there?
e.g. He has been going to a new school there.

How long have you been exchanging emails?
e.g. We have been exchanging emails for a few days.

In his/her email, what did he/she tell you?
e.g. In his email, he told me that he was in Kashiwang.

What has he/she been waiting for?
e.g. He has been waiting for me to visit him in Kashiwang.

What did he/she say?
e.g. He said that he can take me to many good restaurants and night markets.

What did he/she also tell you?
e.g. He also told me that he has been eating delicious snacks in Kashiwang.

What will be great?
e.g. It will be great to visit Jack in Kashiwang!

Let's Write

Complete the following text with information from the previous page.

I received an email from _____ yesterday.

_____ has been living in _____.

_____ has been _____ there. We have been exchanging emails for _____ in _____, told me _____ has been waiting _____ said that _____ also told me _____ It will be great to _____

Spells It Right!

Some of the proper nouns, such as a country's name, a country's people, and a country's language, often get confused with one another because they look so similar. Here are some examples.

United Kingdom	the English	English
France	the French	French
Japan	the Japanese	Japanese

使用問句引導及 Pre-Writing 問答，搭配文法小提示讓學習者逐步寫出完整文章。

Meet the Great Writer
Lyman Frank Baum

Lyman Frank Baum was born in the United States in 1856. He became famous for writing children's books, particularly *The Wonderful Wizard of Oz* (1900). Baum later wrote thirteen sequels about the continued adventures of the farm girl Dorothy, the Cowardly Lion, the Tin Woodman, and the Scarecrow in the Land of Oz. In 1938, *The Wizard of Oz* was released on film and made Technicolor a standard in motion pictures.

Characters	Wants	Reasons
Dorothy	She wants to go home.	She is lost.
Scarecrow	He wants _____	He is mindless.
Tin Woodman	He wants a heart.	He is not able to _____
Cowardly Lion	He wants _____	He is always scared.

1. In the Wonderful Wizard of Oz, Dorothy and her friends follow the yellow brick road to see the Wizard of Oz for help. Fill in the chart below.

2. Choose one of the characters from above and write a letter to the Wizard of Oz asking for help. State what you want, the reason for your want, and how your want will make your life better.


Dear Wizard of Oz,

My name is _____, and I need your help. You are the only one who can help me!

I really hope you can help me. I will be forever thankful!

Shincerely,
Shincerely,

瞭解著名兒童文學作家，同時嘗試創意寫作。



Simply Talk & Write NEW

Second Edition

A1~A2 ▶ Jane M. Chai ▶ Caves Publishing

“每堂只要20分鐘，有感提升英語口說及寫作”

For students
Student Book + Caves
WebSource

Caves WebSource

For students
Audio

For teachers
Audio + PPT + Teaching
Tips

- ◆ 一套專為國小學童所設計的簡易寫作教材。結合英文對話與寫作，英文寫作可以輕鬆又愉快。
- ◆ 全套共六冊，每冊八回練習，每課只需 10~20 分鐘，即可引導學生利用對話進而學會寫作。
- ◆ 階段式引導寫作，透過漫畫式對話、圖像閱讀、句型與短文演練來強化主要句型，逐步建構文章樣貌，進而完成短篇寫作。

- ◆ 第三冊使用「漢堡模型寫作架構」來介紹主題句、支持句與結論句的概念，第五冊另增一篇寫作練習，讓學生體驗多元寫作模式。
- ◆ 每冊附可拆式寫作單，學生可運用 4C 力，為作品畫上插圖點綴，將學習成果實體化，增加成就感。

Simply Talk & Write (2/E)
Student Book 1, 3, 5

Exercise 4 My Family Simply Talk & Write 1

Let's Talk

Let's Read

My Family
by Emma

My father is tall and handsome.
My mother is short and pretty.
My sister is young.
I am young, too.
I love my family.

左：以活潑、簡易的英文對話介紹主要句型與主題。
右：將 Let's Talk 的對話內容轉換為短文，逐步建構寫作鷹架。

Bulletin Board

By: _____ Grade: _____ Date: _____

Simply Talk & Write 5
Exercise 1 A Christmas Party

每課提供寫作單，讓學生可運用 4C 力，為自己的作品畫上插圖，將學習成果實體化，增加成就感。

Simply Talk & Write 3

Write a Draft Organize your paragraph.

Topic sentence: Friends can share.

Supporting sentences: _____ has some _____, but _____ doesn't have any _____.

Concluding sentence: We can share our _____.

Sharing

Self-check: The first letter of a sentence is capitalized.
 There is a period after each sentence.
 Use After + name and don't have a comma.
 There is no comma after countable plural nouns.

Write and Draw (Use Page 37)

Simply Talk & Write 5

Write a Draft (Use your notebook.)
Organize your paragraph.

Pick a topic sentence: We are going to have a party (on _____).
 There is going to be a party (on _____).
Or write your own: _____

Supporting sentences: _____ is going to bring _____.
(Make sentences from your chart.)

Pick a concluding sentence: It's going to be fun because I like parties!
 There is going to be so much to eat!
Or write your own: _____

Self-check: Check your spelling (ask your teacher, a dictionary, or your teacher).
 Check your grammar (underline all other countable nouns) and punctuation.
 Have someone or your teacher proofread it for you.

Write and Draw (Use Page 37)

Share your writing by reading it to your classmates or someone.

Additional Writing Practice (optional)
Topic: Shopping with Money (We brought...)

Ask the teacher for new words that you're going to use:

a can of soup	a jar of jam	a box of cereal	a bunch of flowers
a bag of sugar	a dozen eggs	a loaf of bread	a bunch of bananas
a box of ice cream			

經過資訊組織整理後，逐步引導學生寫出短文。

Write Right Series

Build & Grow

從句子書寫扎根，完整的教材設計，一致的編寫概念，教學練習一氣呵成。

- 全系列共分成 **Write Right Beginner**、**Write Right**、**Write Right Paragraph to Essay** 三套。
- 每一套共三冊，每冊八至十單元。寫作主題皆與孩子的生活息息相關，文法進程可與主教材搭配。
- 豐富的教學資源，包括：教師手冊、單字表、課程規劃及解答等，供各級學校團訂客戶參考使用。



Write Right Beginner

A1~A2

For students

Student Book + Workbook

- 強調標點符號使用的正確性，每單元皆有一項確認重點，包括：commas、question marks、periods、apostrophes、capitalization 等。
- 透過簡明三步驟，掌握基本寫作概念。Step 1：以圖片帶入寫作主題，再從組織圖理解文章大意；Step 2：透過範文理解文章起承轉合，並學習正確使用文法規則；Step 3：依相同架構，進行文章寫作。
- 每冊收錄四則 Writing Project，讓學生體驗不同形式的寫作模式，例如：寫卡片、製作海報、封面等。




Write Right

A2~B1

For students

Student Book + Workbook

- 認識多樣文體及進階的寫作句構，豐富文體包括：說明文、描述文、信件、故事等。
- 五階段引導式寫作，Step 1：熟悉主題單字；Step 2：掌握單字句型；Step 3：強化寫作句型；Step 4：運用圖表構思寫作架構及初稿；Step 5：修改初稿並定稿。
- 收錄四則 Writing Project，讓學生體驗以不同形式的寫作模式，例如：做小書、製作海報、照片本等。



Write Right Paragraph to Essay

B1

For students

Student Book + Workbook

- 訓練高階寫作技巧，包括：使用轉折語、合併句、假設子句、運用不同強度的形容詞，以及如何構思文章，有條理地寫出個人所思所見所想。
- 循序漸進指導學生從「段落寫作」進階至「小論文寫作」。每冊的學習重點分別為：第一冊Paragraph Writing、第二冊Writing Skills及第三冊Essay Writing。
- 五大教學步驟引領學生掌握寫作要點。Step 1：暖身活動；Step 2：分析範文；Step 3：強化練習句型架構；Step 4：腦力激盪及擬定大綱；Step 5：搭配作業本構思草稿。



Writing Monster

A1~A2 ▶ Diane Kwak et al. ▶ E*Public

- ✦ 一套為兒童初學寫作技巧所量身打造的教材。在可愛的寫作怪獸們帶領下反覆運用主要詞彙和句型，做多樣化的閱讀、寫作練習，讓學生成為小小作家！
- ✦ 本系列共三冊，每冊有十單元，每五個單元一個專題寫作練習，強調詞彙及句型結構。多樣的寫作文體如日記、敘述文、信件、電子郵件書寫及海報設計等。
- ✦ App 將每單元的教學三步驟：單字練習、句子練習、寫作練習拍成影片提供教師教學使用。
- ✦ Guidebook 與學生頁面完全一致，解答以紅字標記；教學活動指引直接以紫色註記在練習活動旁，讓教師備課更容易！

For students
Student BookFor teachers
Guidebook + Teacher's
Resource CD

App 下載



Android



iOS 10.1

App
Test
IWB
PPT

更多
教材

www.cavesbooks.com.tw